

The background is a textured brown surface. It is decorated with white line-art illustrations of various plants and leaves. At the top, there are several sprigs of leaves, some with small berries. At the bottom, there are more sprigs, including a large, stylized leaf on the left and several smaller sprigs on the right. In the center, there is a rectangular piece of light-colored, textured paper with a deckled bottom edge. The word "Autumn 2" is written on this paper in a brown, cursive script.

Autumn 2



# Autumn 2

English	The Place Value of Punctuation & Grammar Mini Grey books
Maths	Subtraction within 10 2D and 3D Shapes
Science	Seasonal Changes
History/Geography	Changes in Toys
Art/DT	Toy Makers' Workshop
Computing	Grouping and Sorting Pictograms
Music	Delivered by RSMF
PE	Locomotion: Running Ball Skills: Hands delivered by MFC
RE	What does it mean to belong in Christianity? Why are gifts given in Christmas?
PSHE	Celebrating Difference
Rights Respecting	Article 13 – Sharing Thoughts Freely



# BBC Radio Tees Three-Legged Challenge for Children in Need



Pudsey challenged BBC radio stations across the country to attempt to walk a total of one thousand miles, but three-legged! This morning BBC Radio Tees visited our school, where Nick joined presenter Amy Oakden at the school gates and helped her by taking part in a three-legged walk around our school car park. We cheered and waved them on!






# English



AIMS OF  
EDUCATION



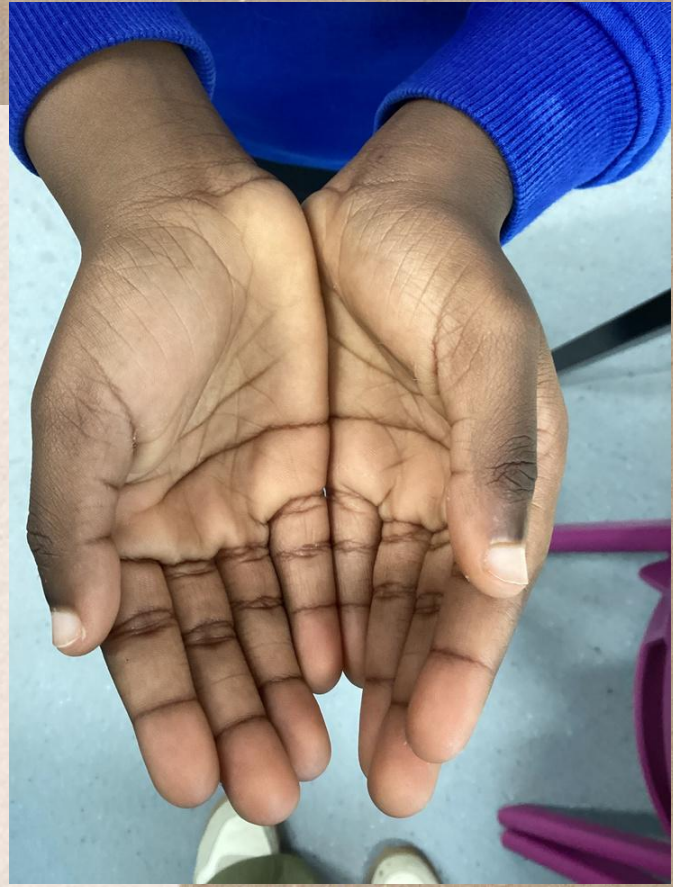
We have been learning about common nouns. We worked together as a class to sort the picture cards into people, places and things.





# Remembrance

We have been learning all about Remembrance and why it is such a significant day. We learnt about the symbol of the poppy and what it signifies. We then used lots of different media to choose freely how we'd like to make our own poppy. We then got photographs of our hands and placed the poppy on the photo as part of our Remembrance window display.





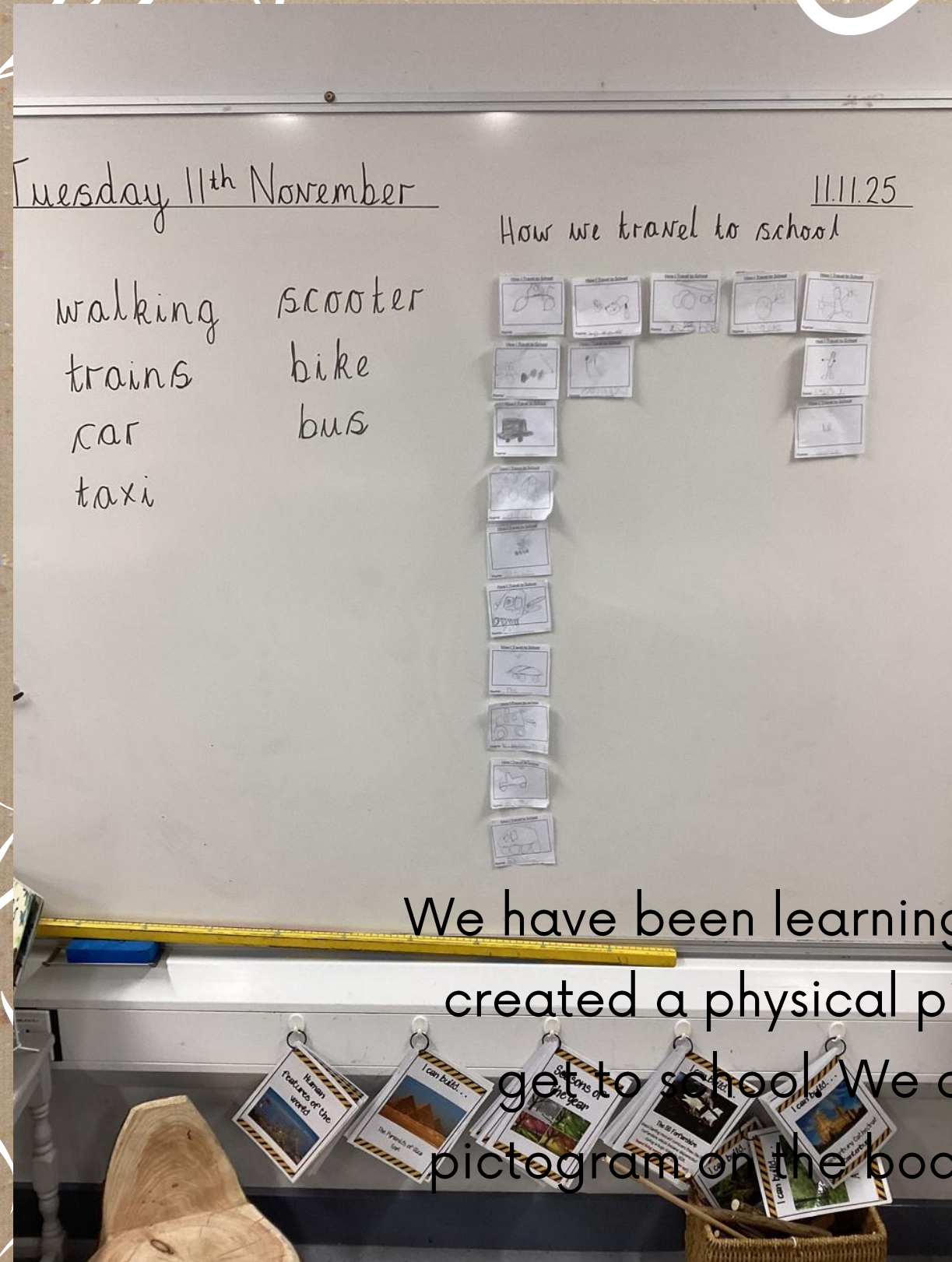
# English



We have been reviewing nouns. We played the game 'Mystery Bag'. We took it in turns to choose something from the bag and have a guess at what it could be. We showed everyone and said if its name was a common or proper noun.



# Computing



We have been learning about pictograms and data in pictures. We created a physical pictogram. We had cards, and drew how we get to school. We collected them together to make our own pictogram on the board by sticking them in columns. We decided together on our title.



# English

We have been learning about regular action verbs. We matched the verb to the picture the action is being shown in.





# PE - Running

We have been showing all the different ways we can run around the space safely. We have been running, moving around each other and staying in a space. We explored different ways of running. We ran in different directions - forwards, backwards and sideways. We have been running at different speeds - fast and slow. We have been running using different parts of their feet - heel, balls, sole and toes. We talked about how running on different parts of our feet effect how fast we can run.





# Science

We had a special visitor today from a company called Equans. Vicky came to deliver a workshop with us around STEM careers. We learnt all about the company she works for and the different roles they have. We linked those roles to the story of the Three Little Pigs. We had some children take on the roles of a site manager, quantity surveyor and architect. These children acted out these roles in relation to the story. We had great fun and lots of us felt inspired!



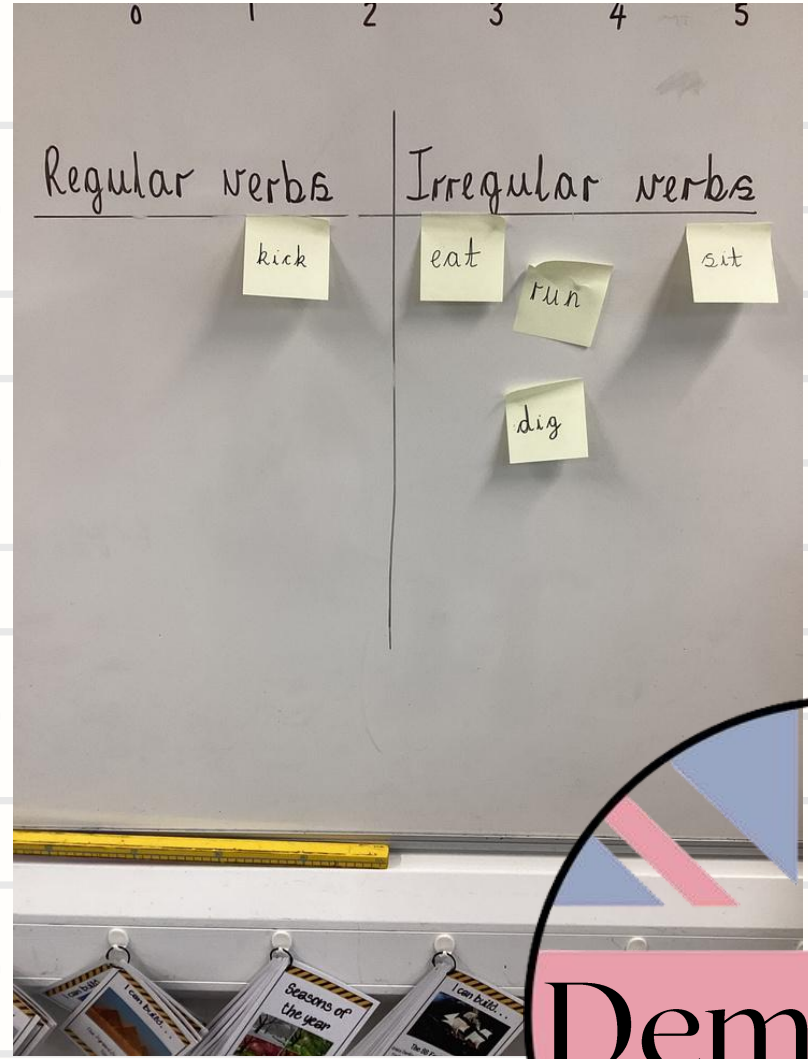
# English



29

AIMS OF EDUCATION

We have been focusing on verbs today - consolidating everything we have learnt. We role-played some action verbs, and decided whether they were regular verbs or irregular verbs.



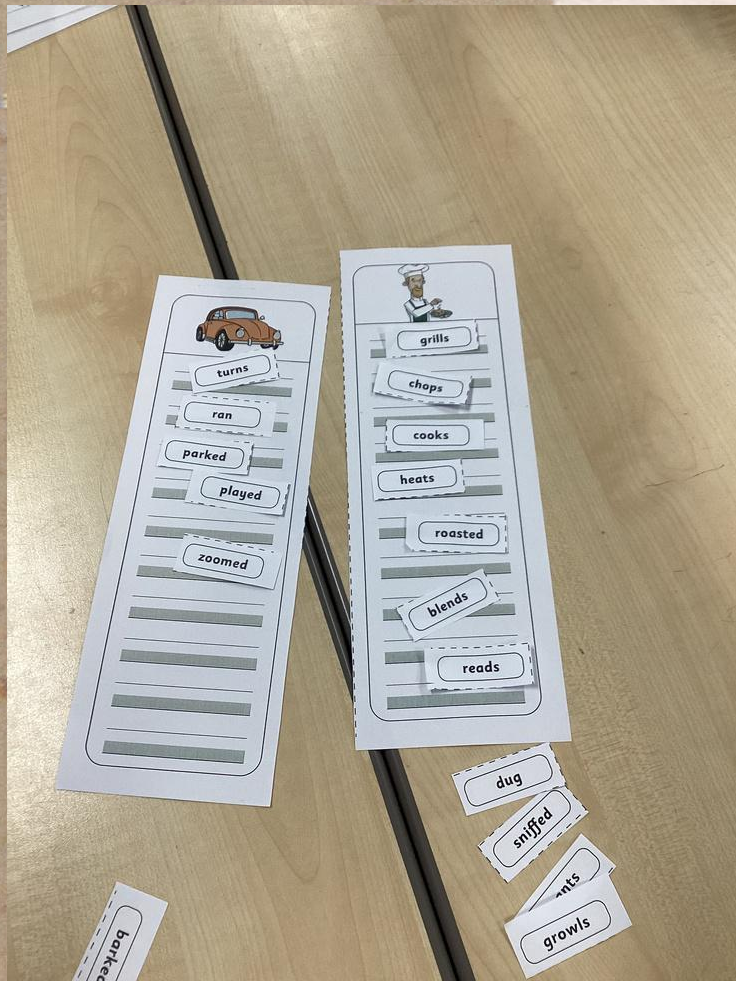
Regular verbs	Irregular verbs
kick	eat
	run
	dig
	sit





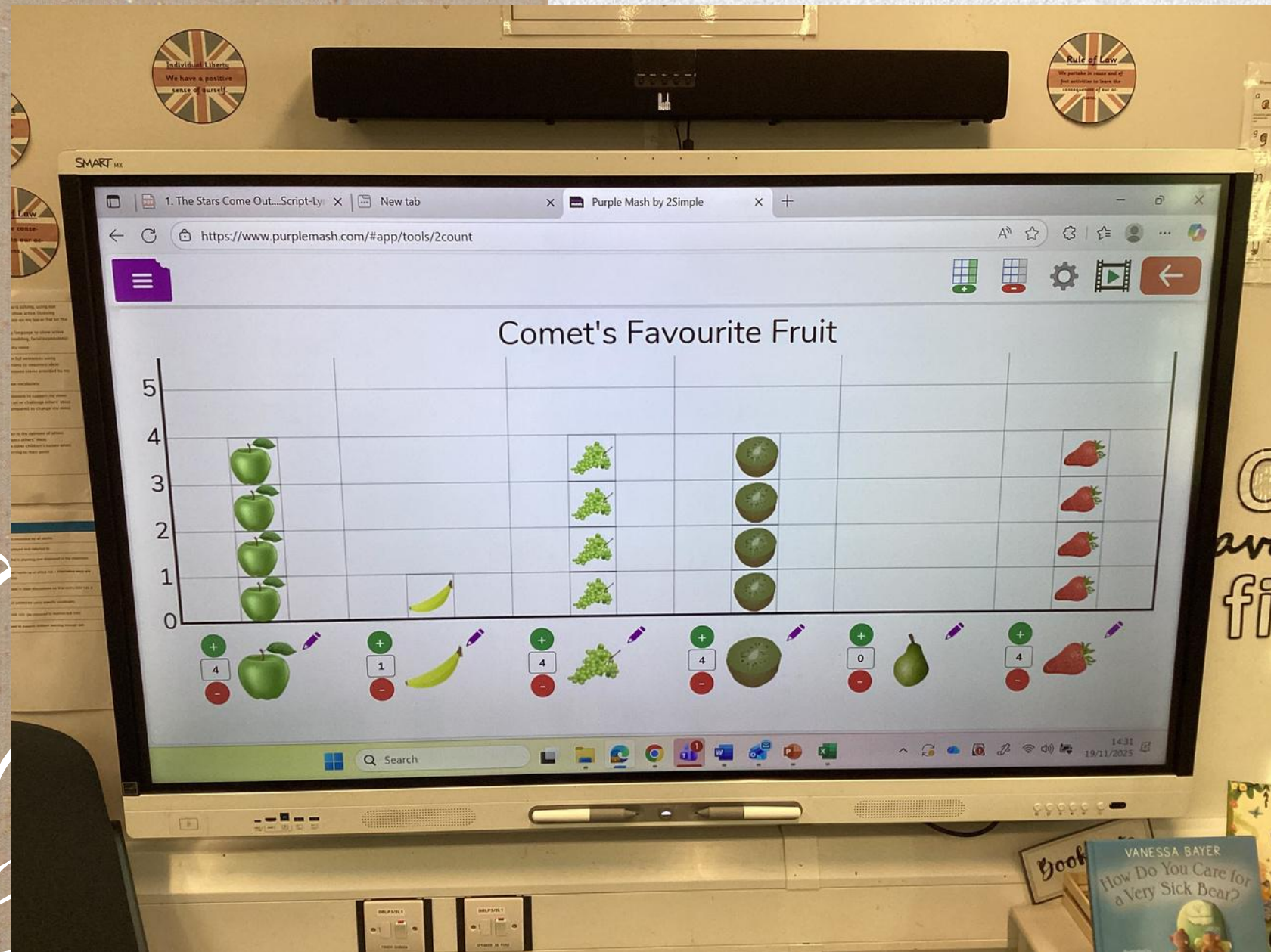
# English

Today we continued our focus on verbs. We had to place the verb word cards next to the picture it matched to. For example, the word 'beeped' would be placed next to the picture of the car.



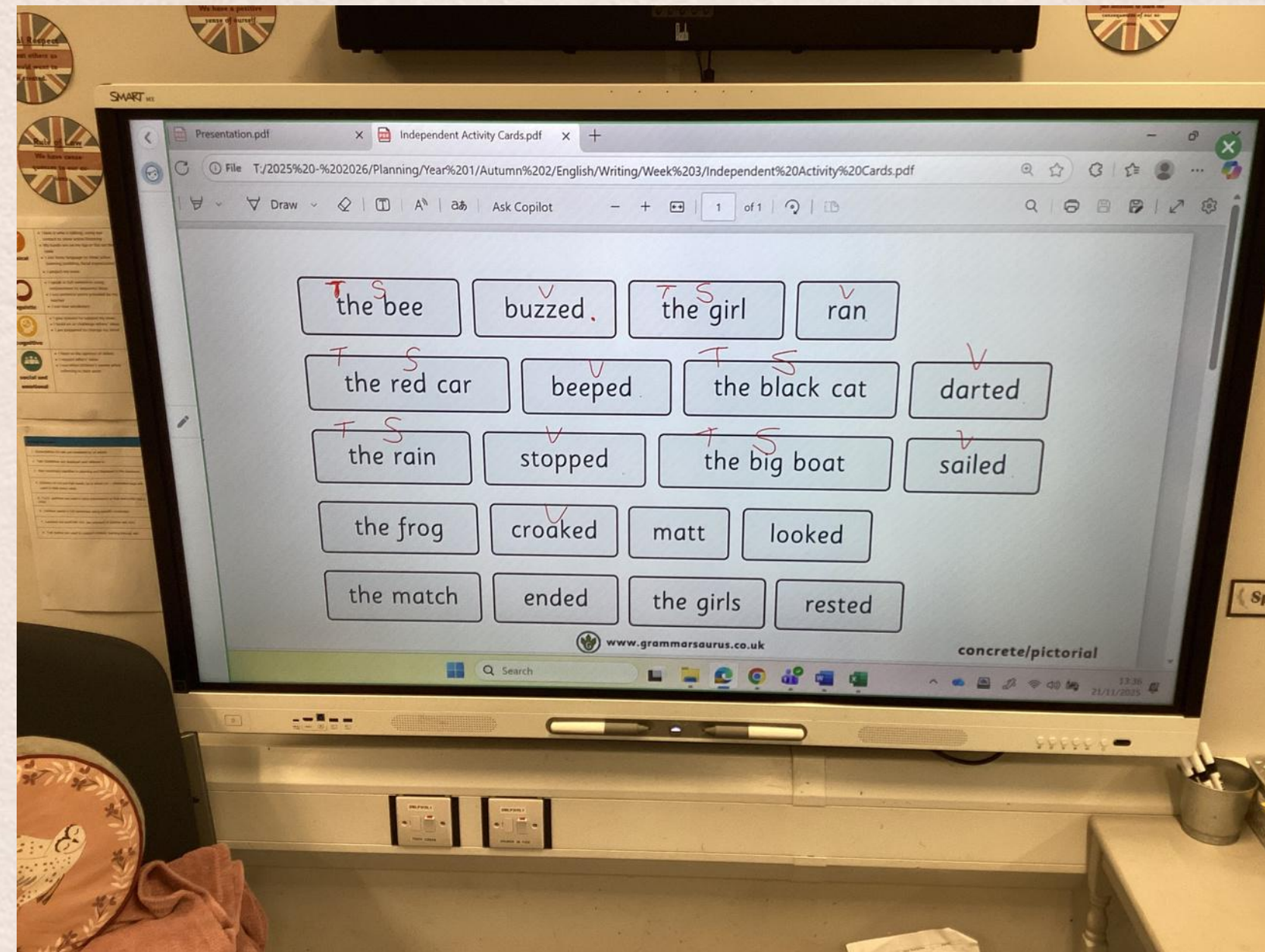


# Computing



Today we have created a class pictogram using 2Count on Purple Mash. We selected the fruit version and set it up with our chosen fruit options. We all went up and selected our favourite fruit. We interrogated the data by looking at what it shows us. We thought about what questions we could ask and had a go at answering them based on the data shown.

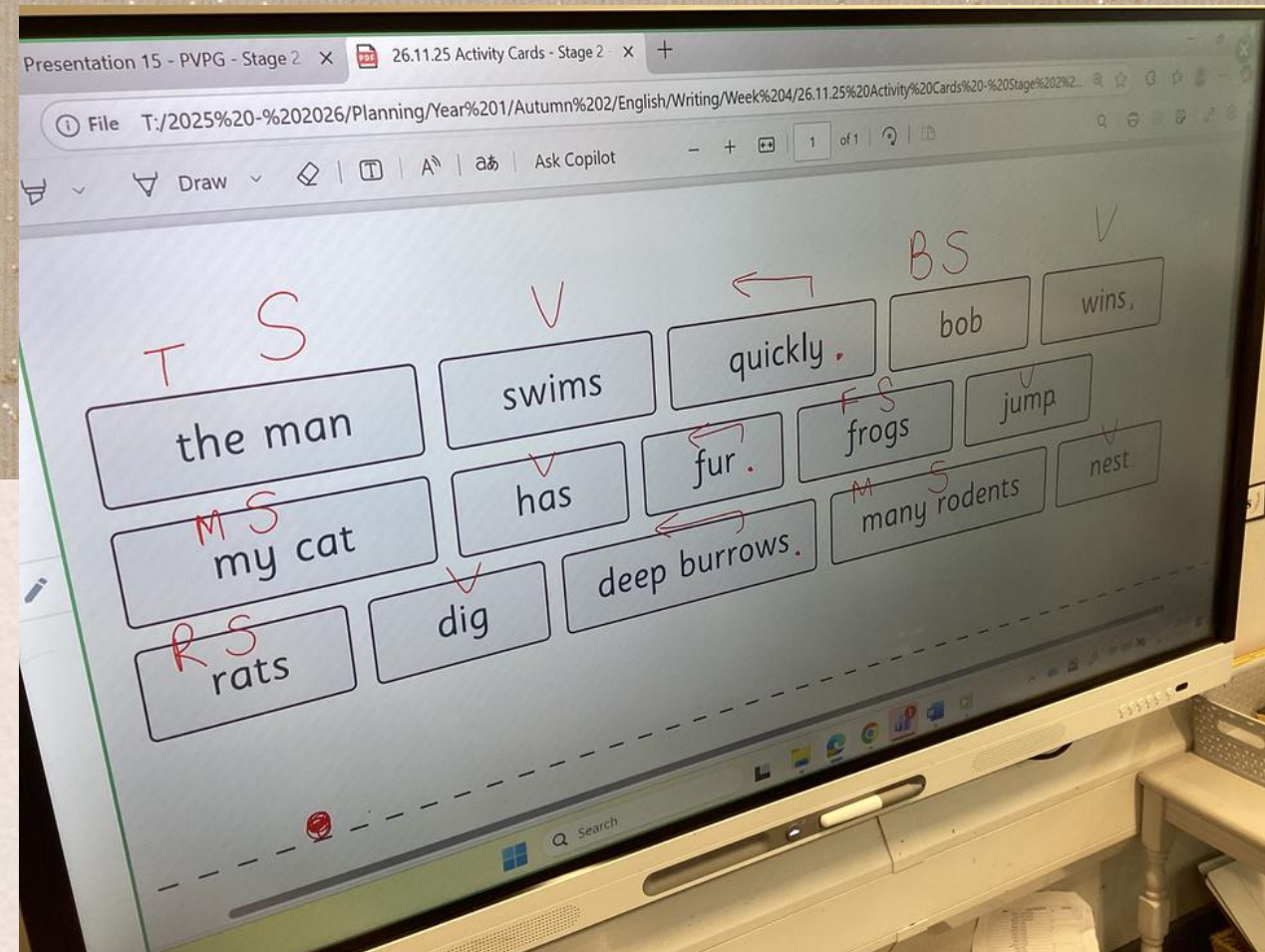
# English



Today we focused on subjects and verbs, and how to build single-clause sentences. We worked together as a class to identify the verb and subject in each line, and remembered to put in our full stop and capital letters.



# English




Today we learnt about 'leftovers'. We worked together as a class to identify the subject, verb and leftovers of a sentence, remembering to add a capital letter and full stop.





DT

We have been practising testing materials and cutting and joining in preparation for us making a toy out of recycled materials. We had different stations around the room which focused on a specific skill. We had a cutting station, joining station and wheel & axle making station. We had great fun exploring a variety of different materials and it gave us lots of ideas for when we come to make our toy product.




31



REST, PLAY,  
CULTURE, ARTS

# Always Remember

by Charlie Macksey





# History




We have been learning about toys we played with as a baby, toys we play with now and toys our caregivers might have played with when they were little. We were able to compare and make comparisons looking at their similarities and differences.

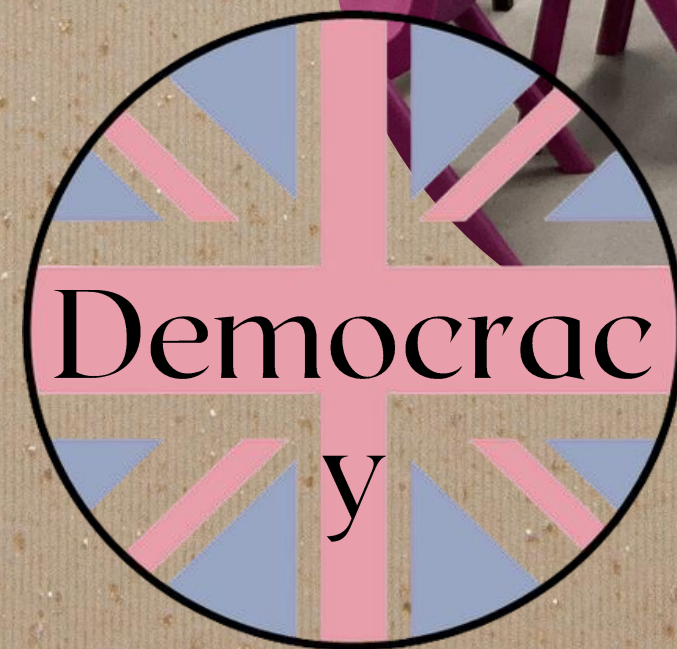




# DT



We used recycled materials to make our very own toy! We used all the skills we had learnt last lesson to create our product.





# Christmas Dinner Day

